

ภาคผนวก จ

เอกสารการสอบเทียบเครื่องมือตรวจวิเคราะห์



right solutions.
right partner.

รายการเครื่องมือที่ใช้ในการวิเคราะห์ / ทดสอบ

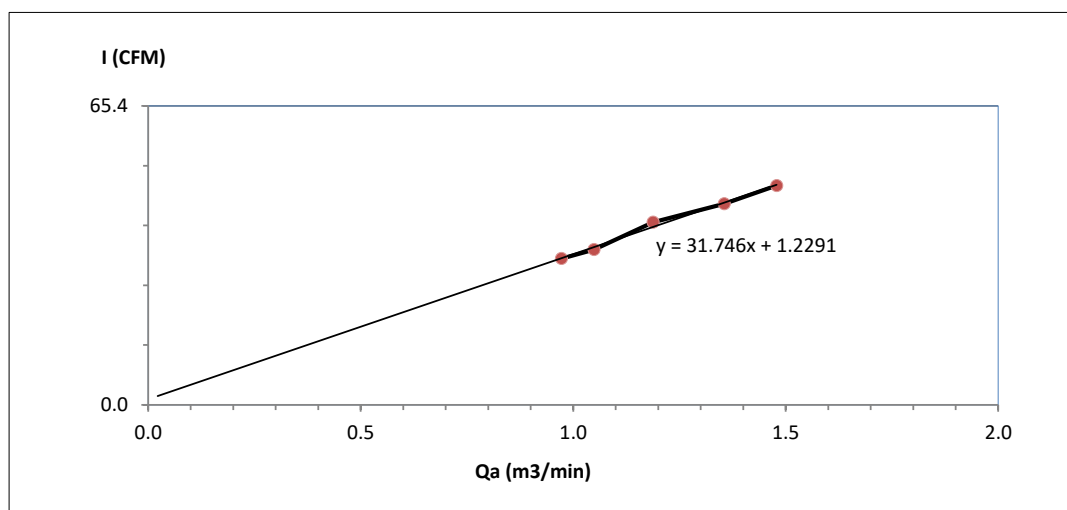
Sample Name	Parameter	Equipment Name	ID No.	Calibrated Date	Next Cal	Freq. Calibrate (Months)
Ambient	Particulate Matter (PM-10)	High Volume	BKK_FS0375	-	-	On site Calibration
Ambient	Particulate Matter (PM-10)	High Volume	BKK_FS0383	-	-	On site Calibration
Ambient	Particulate Matter (PM-10)	High Volume	BKK_FS1378	-	-	On site Calibration
Ambient	Particulate Matter (PM-10)	Digital Balance	BKK_EN0403	3-Jun-24	3-Jun-25	12
Ambient	Total Suspended Particulate	High Volume	BKK_FS0372	-	-	On site Calibration
Ambient	Total Suspended Particulate	High Volume	BKK_FS1057	-	-	On site Calibration
Ambient	Total Suspended Particulate	High Volume	BKK_FS1376	-	-	On site Calibration
Ambient	Total Suspended Particulate	Digital Balance	BKK_EN0403	3-Jun-24	3-Jun-25	12
Noise	Leq 24 hrs	Sound Calibrator	BKK_FS0630	27-Jun-24	27-Jun-25	12
Noise	Leq 24 hrs	Sound Level Meter	BKK_FS0113	27-Jan-25	27-Jan-26	12
Noise	Leq 24 hrs	Sound Level Meter	BKK_FS0116	27-Jan-25	27-Jan-26	12
Noise	Leq 24 hrs	Sound Level Meter	BKK_FS0995	12-Nov-24	12-Nov-25	12
Water Lab	pH at 25 °C	pH meter	BKK_EN0342	17-Oct-24	17-Oct-25	12
Water Lab	Total Hardness	Burette	BKK_EN0171	27-Feb-24	27-Aug-25	18
Water Lab	Turbidity	Chamber (Cooling Room)	BKK_EN0167	6-Dec-23	6-Jun-25	18
Water Lab	Sulfate	Ion Chromatography	BKK_EN0069	12-Jan-24	12-Jul-25	18
Water Lab	Total Suspended Solids	Electronic Top-Loading Balance	BKK_EN0003	2-Aug-24	2-Aug-25	12
Water Lab	Total Suspended Solids	Oven	BKK_EN0273	14-May-24	14-Nov-25	18
Water Lab	Total Dissolved Solids 180°C	Electronic Top-Loading Balance	BKK_EN0003	2-Aug-24	2-Aug-25	12
Water Lab	Total Dissolved Solids 180°C	Oven	BKK_EN0273	14-May-24	14-Nov-25	18
Water Lab	Lead	ICP-MS	BKK_EL0026	12-Dec-23	13-Jun-25	18
Water Lab	Lead	Hot Block	BKK_EL0054	4-Mar-25	4-Sep-26	18
Water Lab	Lead	Chamber (Cooling Room)	BKK_EN0167	6-Dec-23	6-Jun-25	18
Water Lab	Total Iron	ICP-MS	BKK_EL0026	12-Dec-23	13-Jun-25	18
Water Lab	Total Iron	Hot Block	BKK_EL0054	4-Mar-25	4-Sep-26	18
Water Lab	Total Iron	Chamber (Cooling Room)	BKK_EN0167	6-Dec-23	6-Jun-25	18
Water Lab	Arsenic	ICP-MS	BKK_EL0026	12-Dec-23	13-Jun-25	18
Water Lab	Arsenic	Hot Block	BKK_EL0054	4-Mar-25	4-Sep-26	18
Water Lab	Arsenic	Chamber (Cooling Room)	BKK_EN0167	6-Dec-23	6-Jun-25	18
Water Lab	Cadmium	ICP-MS	BKK_EL0026	12-Dec-23	13-Jun-25	18
Water Lab	Cadmium	Hot Block	BKK_EL0054	4-Mar-25	4-Sep-26	18
Water Lab	Cadmium	Chamber (Cooling Room)	BKK_EN0167	6-Dec-23	6-Jun-25	18



High Volume Air Sampler Calibration Worksheet

Project Site :	Siam City Cement Public Company Limited	Barometric Pressure (mm Hg) :	723
Calibrate Location :	บ้านชลประทาน	Temperature (°C) :	32
Calibrate Date :	21-Mar-25	High Volume ID :	BKK_FS0375
CalibrationSheet No.:	C-210325-BKK_FS0375	High Volume Model :	TE-5009X
Calibrator ID:	BKK_FS0625	High Volume S/N :	5196
Calibrator Model :	TE-5028A	Calibrator Slope :	1.04803
Calibrator S/N :	2585	Calibrator Intercept :	-0.01206

Test No.	Delta H ₂ O (inch)	Qa (m ³ /min)	I : Chart (CFM)	Linear Regression
1	2.4	0.972	32	Slope : 31.7461 Intercept : 1.2291 Correlation Coefficient : 0.9958
2	2.8	1.049	34	
3	3.6	1.188	40	
4	4.7	1.356	44	
5	5.6	1.479	48	



Calibrated by

(Mr. Teeravut Sukdee)
Field Scientist(2)

Approved by :

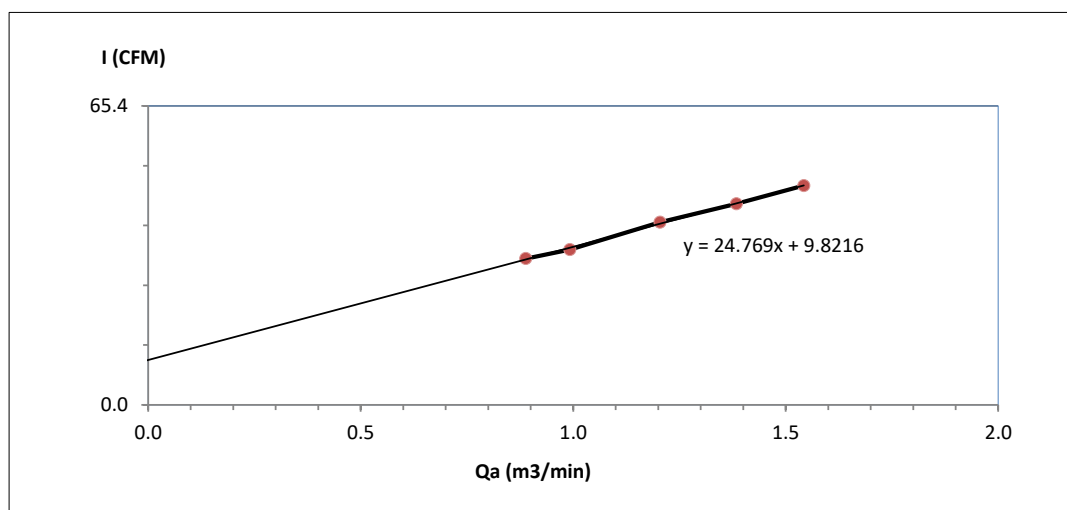
(Mr. Noppong Juntarupan)
Enviro Field Coordinator Scientist (3)



High Volume Air Sampler Calibration Worksheet

Project Site :	Siam City Cement Public Company Limited	Barometric Pressure (mm Hg) :	723
Calibrate Location :	บ้านบุญบันดาล	Temperature (°C) :	32
Calibrate Date :	21-Mar-25	High Volume ID :	BKK_FS0383
CalibrationSheet No.:	C-210325-BKK_FS0383	High Volume Model :	TE-5009X
Calibrator ID:	BKK_FS0625	High Volume S/N :	4787
Calibrator Model :	TE-5028A	Calibrator Slope :	1.04803
Calibrator S/N :	2585	Calibrator Intercept :	-0.01206

Test No.	Delta H ₂ O (inch)	Qa (m ³ /min)	I : Chart (CFM)	Linear Regression
1	2.0	0.888	32	Slope : 24.7691 Intercept : 9.8216 Correlation Coefficient : 0.9991
2	2.5	0.992	34	
3	3.7	1.204	40	
4	4.9	1.384	44	
5	6.1	1.543	48	



Calibrated by

(Mr. Teeravut Sukdee)
Field Scientist(2)

Approved by

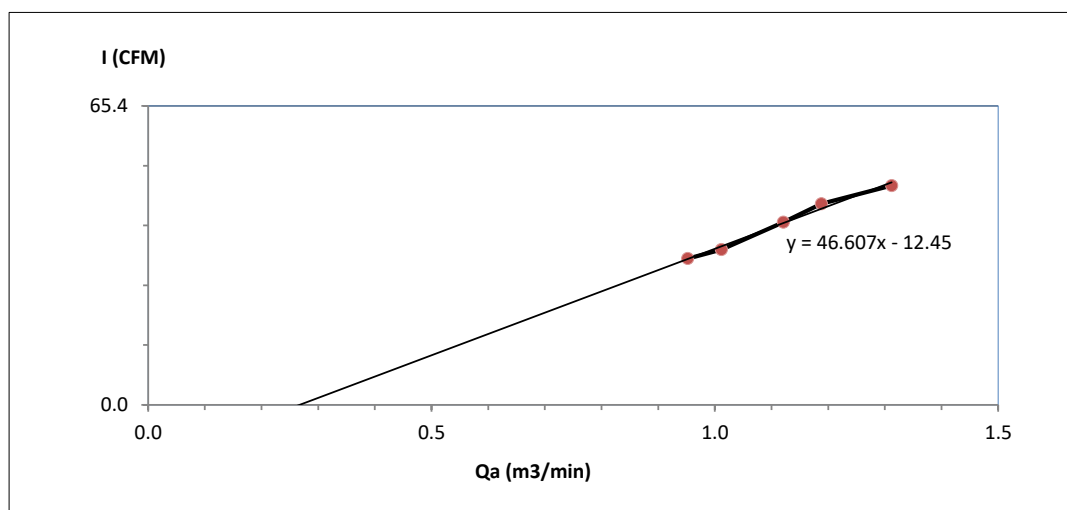
(Mr. Noppong Juntarupan)
Enviro Field Coordinator Scientist (3)



High Volume Air Sampler Calibration Worksheet

Project Site :	Siam City Cement Public Company Limited	Barometric Pressure (mm Hg) :	723
Calibrate Location :	บ้านเขาพระ	Temperature (°C) :	32
Calibrate Date :	21-Mar-25	High Volume ID :	BKK_FS1378
CalibrationSheet No.:	C-210325-BKK_FS1378	High Volume Model :	TE-5009X
Calibrator ID:	BKK_FS0625	High Volume S/N :	6263
Calibrator Model :	TE-5028A	Calibrator Slope :	1.04803
Calibrator S/N :	2585	Calibrator Intercept :	-0.01206

Test No.	Delta H ₂ O (inch)	Qa (m ³ /min)	I : Chart (CFM)	Linear Regression
1	2.3	0.952	32	Slope : 46.6071 Intercept : -12.4502 Correlation Coefficient : 0.9939
2	2.6	1.011	34	
3	3.2	1.121	40	
4	3.6	1.188	44	
5	4.4	1.312	48	



Calibrated by

(Mr. Teeravut Sukdee)
Field Scientist(2)

Approved by :

(Mr. Noppong Juntarupan)
Enviro Field Coordinator Scientist (3)

CERTIFICATE OF CALIBRATION

Certificate No. : PST-0126-24

W/O No. : WO-0051-24

Customer

Company : ALS LABORATORY GROUP (THAILAND) CO., LTD.
Address : 104 Phatthanakan 40, Phatthanakan Road, Khwaeng Phatthanakan,
City / Province : Khet Suan Luang, Bangkok
Zip/Postal : 10250

Page no. 1 of 3

Device

Equipment : Electronic Balance Capacity : 120 / 220 g
Manufacturer : OHAUS Readability : 0.00001 / 0.0001 g
Model : EX225D/AD ID No. : BKK_EN0403
Serial No. : C309774648
Condition : Normal

Environment Conditions

Location of Calibration : Enviroment Lab
Ambient Temperature : 20.1 (°C) ± 3 °C
Relative Humidity : 70.3 (%RH) ± 15 %RH
Barometric Pressure : 1011.1 (mba) ± 10 hPa
Comment :

REVIEW BY *Jinda K.*
APPROVED BY *Siriluk P.*
NEXT CAL. DATE *03/06/25*

Date of Receipt : June 3, 2024

Date of Calibration : June 3, 2024

Issue Date : June 5, 2024

Calibrated by : Mr.Kittichai Rattanatham

Calibrator

Approved by

(Mr.Kittichai Rattanatham)
Approved Signature

The reported measurement result relates only to the measurand and applies only at the time of measurement.

This Certificate is issued in accordance with the conditions of accreditation granted by Thai Laboratory Accreditation scheme which has assessed the measurement capability of the laboratory and is traceability to recognize national standards and to the unit of measurement realized at the corresponding national standard laboratory. This certificate may not be reproduced other than in full except with the prior written approval prior written approval of the calibration center, Play Solution Technology Co.,Ltd

CERTIFICATE OF CALIBRATION

Certificate No. : PST-0126-24

W/O No. : WO-0051-24

Result of Calibration : Without Adjustment

Page no. 2 of 3

1. Repeatability

Weighing Range 1	g	Nominal Value	g	Standard Deviation	g
Max.capacity	220	50		0.000012	
		200		0.000048	

2. Linearity, Departure of Indication from nominal value

Weighing Range 1

Nominal Value	Standard Value	Indication	Error of Indication	Expanded Uncertainty	Factor k
g	g	g	g	g	
0.01	0.01000	0.01000	-0.000001	0.000082	2.87
0.1	0.10001	0.10001	0.000004	0.000082	2.87
0.5	0.50000	0.50001	0.000012	0.00008	2.87
1	1.00001	1.00002	0.000013	0.00008	2.87
5	5.00002	5.00003	0.000009	0.00008	2.52
10	9.99999	9.99999	-0.000001	0.00008	2.28
50	50.00001	49.99998	-0.000027	0.00016	2.00
100	100.00002	100.00002	0.000004	0.00030	2.00
150	150.00002	150.0001	0.000077	0.00045	2.00
200	200.00003	200.0001	0.000068	0.00060	2.00

CERTIFICATE OF CALIBRATION

Certificate No. : PST-0126-24

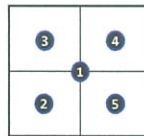
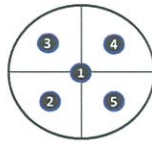
W/O No. : WO-0051-24

Result of Calibration

Page no. 3 of 3

3. Eccentricity

Test load at least 1/3 of the maximum capacity, typically placed between 1/2 and 1/3 of the distance from the centre of the load receptor to the edge.



Weighing Range 1

Test Load : 100 g

Position	Indication g
1	100.00004
2	100.00005
3	100.00002
4	100.00004
5	100.00003
Max.Deviation	0.00002

Standard method

The calibration was performed by using calibration laboratory's in-house calibration method : CP-M-001 based on "UKAS LAB 14 : Calibration of weighing machine" : edition 6 | October 2019

Reference standards instrument

Instrument	OIML Class	S/N	Certificate No.	Due Date
Standard Weight Set	E2	4000021952	22-128725	November 30, 2024
Standard Weight Set	-	-	-	-
Standard Weight Set	-	-	-	-
Standard Weight Set	-	-	-	-

Measurement Uncertainty

The given measurement uncertainty is the standard of the measurement multiplied by an extension factor k which corresponds to a confidence level of about 95% for a normal distribution. The standard uncertainty was calculated according to UKAS M3003.

Traceability : The measurement is traceable to national standard, which realize the physical unit of measurement (SI)
 - Through the reference calibration laboratory of Asia Medical and Agricultural Laboratory and Research Center Co.,Ltd

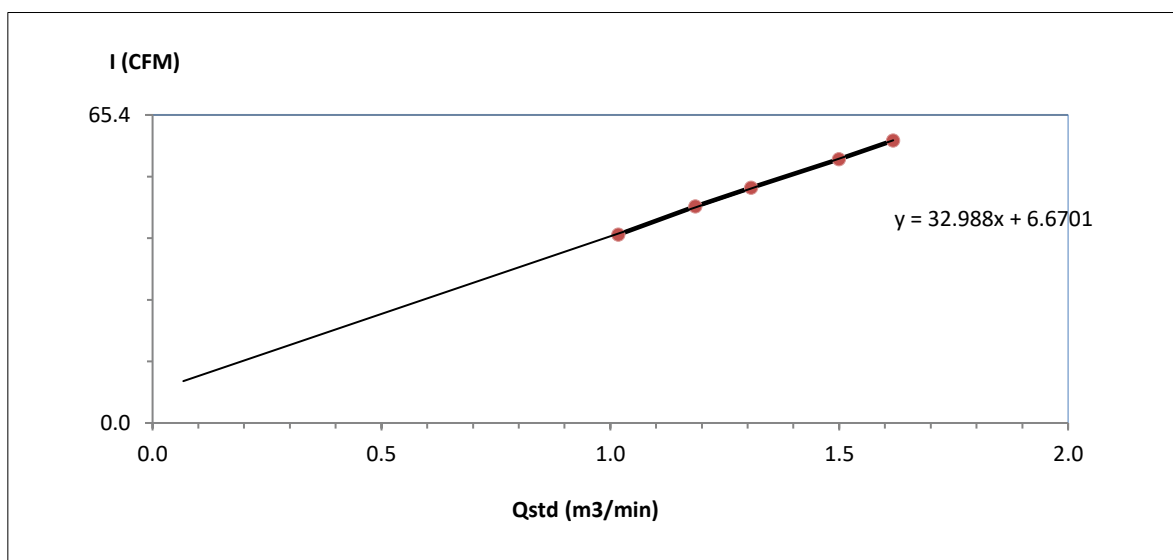
END OF REPORT



High Volume Air Sampler Calibration Worksheet

Project Site :	Siam City Cement Public Company Limited	Barometric Pressure (mm Hg) :	723
Calibrate Location :	บ้านชลประทาน	Temperature (°C) :	32
Calibrate Date :	21-Mar-25	High Volume ID :	BKK_FS0372
CalibrationSheet No.:	C-210325-BKK_FS0372	High Volume Model :	TE-5009X
Calibrator ID:	BKK_FS0625	High Volume S/N :	5332
Calibrator Model :	TE-5028A	Calibrator Slope :	1.67329
Calibrator S/N :	2585	Calibrator Intercept :	-0.01925

Test No.	Delta H ₂ O (inch)	Q _{std} (m ³ /min)	I : Chart (CFM)	Linear Regression
1	3.0	1.0172	40	Slope : 32.9880 Intercept : 6.6701 Correlation Coefficient : 0.9997
2	4.1	1.1859	46	
3	5.0	1.3076	50	
4	6.6	1.4994	56	
5	7.7	1.6180	60	



Calibrated by

(Mr. Teeravut Sukdee)
Field Scientist(2)

Approved by :



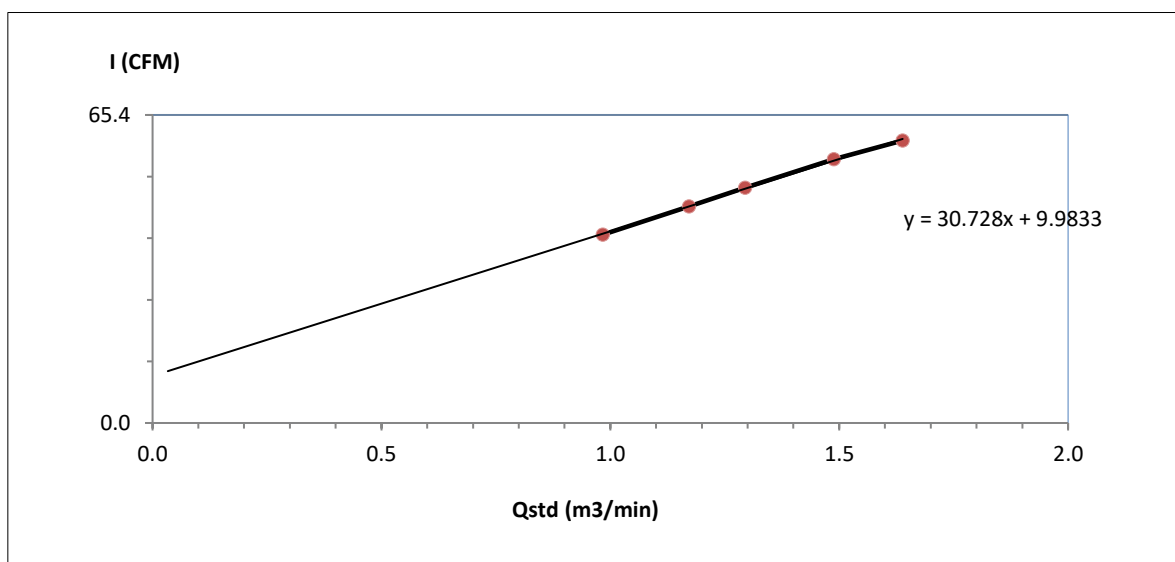
(Mr. Noppong Juntarupan)
Enviro Field Coordinator Scientist (3)



High Volume Air Sampler Calibration Worksheet

Project Site :	Siam City Cement Public Company Limited	Barometric Pressure (mm Hg) :	723
Calibrate Location :	บ้านบุญบันดาล	Temperature (°C) :	32
Calibrate Date :	21-Mar-25	High Volume ID :	BKK_FS1057
CalibrationSheet No.:	C-210325-BKK_FS1057	High Volume Model :	TE-5009X
Calibrator ID:	BKK_FS0625	High Volume S/N :	5500
Calibrator Model :	TE-5028A	Calibrator Slope :	1.67329
Calibrator S/N :	2585	Calibrator Intercept :	-0.01925

Test No.	Delta H ₂ O (inch)	Q _{std} (m ³ /min)	I : Chart (CFM)	Linear Regression
1	2.8	0.9834	40	Slope : 30.7284 Intercept : 9.9833 Correlation Coefficient : 0.9994
2	4.0	1.1716	46	
3	4.9	1.2946	50	
4	6.5	1.4882	56	
5	7.9	1.6387	60	



Calibrated by

(Mr. Teeravut Sukdee)
Field Scientist(2)

Approved by :



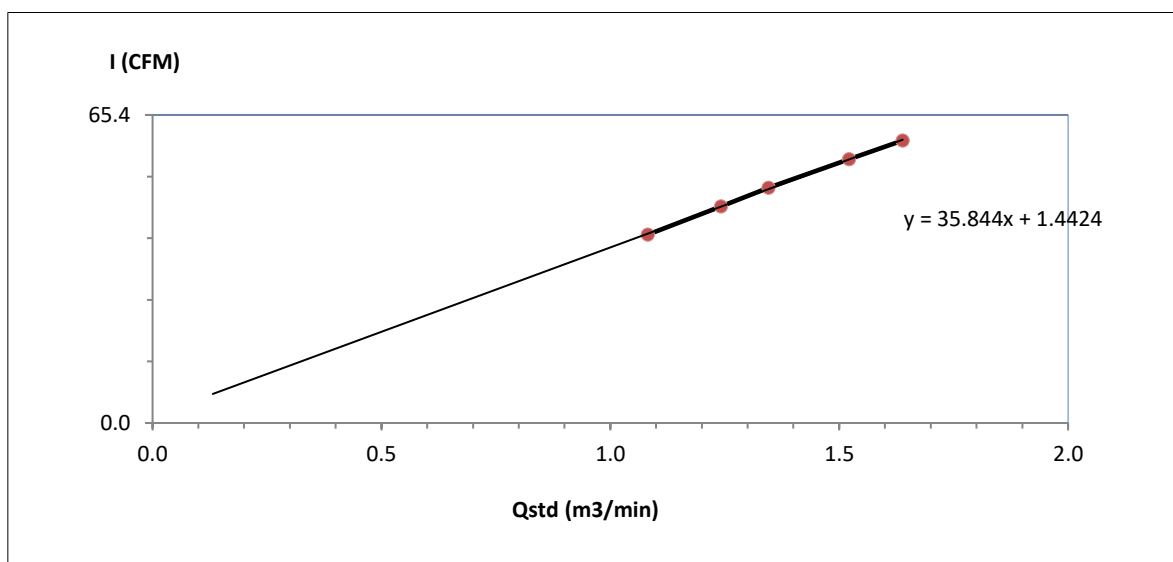
(Mr. Noppong Juntarupan)
Enviro Field Coordinator Scientist (3)



High Volume Air Sampler Calibration Worksheet

Project Site :	Siam City Cement Public Company Limited	Barometric Pressure (mm Hg) :	723
Calibrate Location :	บ้านเขาพระ	Temperature (°C) :	32
Calibrate Date :	21-Mar-25	High Volume ID :	BKK_FS1376
CalibrationSheet No.:	C-210325-BKK_FS1376	High Volume Model :	TE-5009X
Calibrator ID:	BKK_FS0625	High Volume S/N :	6257
Calibrator Model :	TE-5028A	Calibrator Slope :	1.67329
Calibrator S/N :	2585	Calibrator Intercept :	-0.01925

Test No.	Delta H ₂ O (inch)	Q _{std} (m ³ /min)	I : Chart (CFM)	Linear Regression
1	3.4	1.0816	40	Slope : 35.8444 Intercept : 1.4424 Correlation Coefficient : 0.9996
2	4.5	1.2415	46	
3	5.3	1.3457	50	
4	6.8	1.5217	56	
5	7.9	1.6387	60	



Calibrated by

(Mr. Teeravut Sukdee)
Field Scientist(2)

Approved by :



(Mr. Noppong Juntarupan)
Enviro Field Coordinator Scientist (3)

Cert. No. : ACC24026

Pages : 1 of 3

Calibration Certificate

Equipment : SOUND CALIBRATOR
Manufacturer : RION
Model : NC-74
Serial No.: 34178117
ID No.: BKK_FS0630

Condition As Found : GOOD

Customer : ALS LABORATORY GROUP (THAILAND) CO., LTD.
104 PHATTHANAKAN 40, PHATTHANAKAN ROAD,
KHWANG PHATTHANAKAN, KHET SUAN LUANG,
BANGKOK, 10250 THAILAND.

Location : -
Ambient Temperature : (23.0 \pm 3) °C
Pressure : (101.3 \pm 3) kPa
Relative Humidity : (50.0 \pm 20) %

Received Date : 11 JUNE 2024
Calibration Date : 27 JUNE 2024
Date of Issue : 28 JUNE 2024

REVIEW BY	Nathakorn P.
APPROVED BY	[Signature]
NEXT CAL. DATE	27/6/25

Calibrated by : Nathakorn Pisutpaisan

Approved by : [Signature]
(Thanakul Petchurai)

This certificate is issued in accordance with the requirements of ISO/IEC 17025 standard, may not be reproduced other than in full, except with the prior written approval of the head of Calibration Laboratory.

SITHIPORN ASSOCIATES CO., LTD.

CALIBRATION LABORATORY

451-451/1 Sirinthorn Road, Bangbumru, Bangplud, Bangkok, 10700 Thailand
Tel. +66 2433 8331 Email : calibration@sithiporn.com

SITHIPORN
associates



Cert. No. : ACC24026

Job No. : VC67AC0105

Pages : 2 of 3

Calibration Procedure : CP-AC-03

Calibration Method :

This equipment was calibrated by follow on IEC-60942-2003 Standard.

The sound pressure level, frequency and total distortion of the sound calibrator was measured using the reference microphone.

Condition of this result of calibration :

1. Reference Standard Instruments :

<u>Instrument</u>	<u>Model</u>	<u>Serial No.</u>	<u>Cert. No.</u>	<u>Due Date</u>
Waveform Generator	33511B	MY52302742	EF-0007-24	05-FEB-25
Digital Multimeter	33461A	MY53220104	EEL.BP 21/0267	13-FEB-25
Digital Multimeter	33461A	MY53220076	EEL.BP 20/0267	15-FEB-25
Digital Multimeter	33461A	MY60024273	EEL.BP 22/0267	15-FEB-25
Programmable Attenuator	MAT-1070	62100114	EF-0008-24	05-FEB-25
Condenser Microphone	4180	2977900	AA-1001-24	12-FEB-25
Measuring Amplifier	NA-42KAI	34560495	AA-3001-24	05-FEB-25
Audio Analyzer	AVR-3360A	V744B6069	EF-0009-24	09-FEB-25

2. This result of calibration was found accurate as shown on date and place of calibration for this calibrated item only.

3. This certificate is traceable to the international system of unit maintained at :

3.1 National Institute of Metrology (Thailand).

3.2 Thailand Institute of Scientific and Technological Research (TISTR).

SITHIPORN ASSOCIATES CO., LTD. CALIBRATION LABORATORY

451-451/1 Sirinthorn Road, Bangbumru, Bangplud, Bangkok, 10700 Thailand
Tel. +66 2433 8331 Email : calibration@sithiporn.com

SITHIPORN
associates



Cert. No. : ACC24026

Job No. : VC67AC0105

Pages : 3 of 3

Result of calibration :

1. Sound pressure level

Specified sound pressure level (dB)	Measured value (dB)	Deviated value (dB)	Uncertainty (dB)	Acceptance limit (dB)
94	94.14	0.14	0.14	0.40

2. Frequency

Specified Frequency (Hz)	Measured value (Hz)	Deviated value (%)	Uncertainty (%)	Acceptance limit (%)
1000	1001.7	0.2	0.1	1.0

3. Total distortion

Measured value (%)	Uncertainty (%)	Acceptance limit (%)
1.56	0.10	3.0

The reported uncertainty is based on a standard uncertainty multiplied by coverage factor $k = 2$
or any value following calculation, providing a level of confidence of approximately 95 %

————— End of Calibration Certificate —————

G. Petch.

Cert. No. : ACL25094

Pages : 1 of 8

Calibration Certificate

Equipment : SOUND LEVEL METER
Manufacturer : RION
Model : NL-42 / Microphone UC-52 / Preamplifier NH-24
Serial No.: 00858523 / 170666 / 73129
ID No.: BKK_FS0113

Condition As Found : GOOD

Customer : ALS LABORATORY GROUP (THAILAND) CO., LTD.
104 PHATTHANAKAN 40, PHATTHANAKAN ROAD,
KHWANG PHATTHANAKAN, KHET SUAN LUANG,
BANGKOK, 10250 THAILAND.

Location : -
Ambient Temperature : (23.0 \pm 3) °C
Pressure : (101.3 \pm 3) kPa
Relative Humidity : (50.0 \pm 20) %

Received Date : 14 JANUARY 2025
Calibration Date : 27-29 JANUARY 2025
Date of Issue : 30 JANUARY 2025

REVIEW BY *Narakorn P.*

APPROVED BY *[Signature]*

NEXT CAL DATE.....27/01/26

Calibrated by :

Nathakorn Pisutpaisan

Approved by :

[Signature]
(Thanakul Petchurai)

This certificate is issued in accordance with the requirements of ISO/IEC 17025 standard, may not be reproduced other than in full, except with the prior written approval of the head of Calibration Laboratory.

Cert. No. : ACL25094
Job No. : VC68AC0063
Pages : 2 of 8

Calibration Procedure : CP-AC-01

Calibration Method :

This equipment was calibrated by follow on IEC-61672-3 (2013) Standard for sound level meter (SLM).

The SLM had tests to Acoustical and Electrical signal tests of frequency weighting with Anechoic chamber and Reference Standard Instruments.

For tests results of each items were made by observation of each Instruments display and also with SLM's display.

Condition of this result of calibration :

1. Reference Standard Instruments :

<u>Instrument</u>	<u>Model</u>	<u>Serial No.</u>	<u>Cert. No.</u>	<u>Due Date</u>
Waveform Generator	33210A	MY48017076	EF-0009-24	05-FEB-25
Waveform Generator	33511B	MY52302742	EF-0007-24	05-FEB-25
Digital Multimeter	33461A	MY53220104	EEL.BP 21/0267	13-FEB-25
Digital Multimeter	33461A	MY53220076	EEL.BP 20/0267	15-FEB-25
Digital Multimeter	34461A	MY60024273	EEL.BP 22/0267	15-FEB-25
Programmable Attenuator	MAT-1070	62100114	EF-0008-24	05-FEB-25
Condenser Microphone	4180	2977900	AA-1001-24	12-FEB-25
Measuring Amplifier	NA-42KAI	34560495	AA-3001-24	05-FEB-25

2. This result of calibration was found accurate as shown on date and place of calibration for this calibrated item only.

3. This certificate is traceable to the international system of unit maintained at :

3.1 National Institute of Metrology (Thailand).

3.2 Thailand Institute of Scientific and Technological Research (TISTR).

Z. Petcha-

Cert. No. : ACL25094
Job No. : VC68AC0063
Pages : 3 of 8

Summary of Measurement Result :

Parameter	Uncertainty (dB)	Maximum-permitted uncertainty of measurement (dB)
1. Absolute sensitivity	0.2	N/A
2. Self-generated noise	0.2	N/A
3. Acoustical signal tests of frequency weightings		
125 Hz	0.3	0.6
1000 Hz	0.3	0.6
8000 Hz	0.3	0.7
4. Electrical signal tests of frequency weightings		
For 10 Hz to 4 kHz	0.3	0.6
For > 4 kHz to 10 kHz	0.3	0.7
For > 10 kHz to 20 kHz	0.3	1.0
5. Frequency and time weightings at 1 kHz	0.2	0.2
6. Long - term stability	0.1	0.1
7. Level linearity on the reference level range	0.2	0.3
8. Level linearity including the level range control	0.2	0.3
9. Tone burst response	0.2	0.3
10. Peak C sound level	0.2	0.35
11. Overload indication	0.2	0.25
12. High level stability	0.1	0.1

T. Reith.

Cert. No. : ACL25094
Job No. : VC68AC0063
Page : 4 of 8

Result of calibration :

1. Absolute sensitivity

Reference Acoustic Signal (dB)	Measured Value (dB)	Deviation (dB)	Acceptance Limit (dB)
93.9 (93.94)	93.9	0.0	±0.3

2. Self-generated noise

2.1 Normal test

Measured Value (dB)
14.2

2.2 The microphone of the sound level meter was replaced by electrical signal input device.

Frequency Weighting	Weighting (dB)
A - weight	11.2
C - weight	17.4
Flat	23.0

3. Acoustical signal tests of frequency weightings

Meter free-field acoustic response at a level of 84 dB

Frequency (Hz)	Deviation from various frequency weighting response curve (dB)			
	Flat	C-weight	A-weight	Acceptance Limits
125	0.3	0.3	0.3	± 1.5
1000	0.1	0.1	0.1	± 1.0
8000	-0.2	-0.2	-0.2	±5.0

T. Retan

Cert. No. : ACL25094

Job No. : VC68AC0063

Pages : 5 of 8

4. Electrical signal tests of frequency weightings

Weighting network response with relative to 1 kHz.

Frequency (Hz)	Deviation from various frequency weighting response curve (dB)			
	Flat	C-weight	A-weight	Acceptance Limits
63	0.0	-0.1	-0.1	±2.0
125	0.0	0.0	-0.1	±1.5
250	0.0	0.0	-0.1	±1.5
500	0.0	0.0	-0.1	±1.5
1000	0.0	0.0	0.0	±1.0
2000	0.0	0.0	0.0	±2.0
4000	0.0	0.0	0.0	±3.0
8000	0.0	0.1	0.1	±5.0

5. Frequency and time weightings at 1 kHz

5.1 Frequency weightings at 1 kHz

Frequency Weighting	Anticipated Value (dB)	Measured Value (dB)	Deviated Value (dB)	Acceptance Limits (dB)
A - weight	94.0	94.0	0.0	± 0.2
C - weight	94.0	94.0	0.0	± 0.2
Flat	94.0	94.0	0.0	± 0.2

5.2 Time weighting at 1 kHz

Frequency Weighting	Anticipated Value (dB)	Measured Value (dB)	Deviated Value (dB)	Acceptance Limits (dB)
Fast	94.0	94.0	0.0	± 0.1
Slow	94.0	94.0	0.0	± 0.1
Leq	94.0	94.0	0.0	± 0.1

6. Long - term stability

Frequency Weighting	SLM Display at initial (dB)	SLM Display at final (dB)	Deviated Value (dB)	Acceptance Limits (dB)
A - weight	94.0	94.0	0.0	± 0.3

T. Petch

Cert. No. : ACL25094

Job No. : VC68AC0063

Pages : 6 of 8

7. Level linearity on the reference level range

Anticipated Value (dB)	Measured Value (dB)	Deviated Value (dB)	Acceptance Limits (dB)
137.0	137.0	0.0	± 1.1
136.0	136.0	0.0	± 1.1
135.0	135.0	0.0	± 1.1
134.0	134.0	0.0	± 1.1
133.0	133.0	0.0	± 1.1
132.0	132.0	0.0	± 1.1
131.0	131.0	0.0	± 1.1
129.0	129.0	0.0	± 1.1
124.0	124.0	0.0	± 1.1
119.0	119.0	0.0	± 1.1
114.0	114.0	0.0	± 1.1
109.0	109.0	0.0	± 1.1
104.0	104.0	0.0	± 1.1
99.0	99.0	0.0	± 1.1
94.0	94.0	0.0	± 1.1
89.0	89.0	0.0	± 1.1
84.0	84.0	0.0	± 1.1
79.0	79.0	0.0	± 1.1
74.0	74.0	0.0	± 1.1
69.0	69.0	0.0	± 1.1
64.0	64.0	0.0	± 1.1
59.0	59.0	0.0	± 1.1
54.0	54.0	0.0	± 1.1
49.0	49.0	0.0	± 1.1
44.0	44.0	0.0	± 1.1
39.0	39.0	0.0	± 1.1
34.0	34.0	0.0	± 1.1
30.0	30.0	0.0	± 1.1
29.0	28.9	-0.1	± 1.1
28.0	27.9	-0.1	± 1.1
27.0	27.0	0.0	± 1.1
26.0	26.0	0.0	± 1.1
25.0	24.9	-0.1	± 1.1

T. Ketch.

Cert. No. : ACL25094
Job No. : VC68AC0063
Pages : 7 of 8

8. Level linearity including the level range control

Range	Anticipated Value (dB)	Measured Value (dB)	Deviated Value (dB)	Acceptance Limits (dB)
130	94.0	94.0	0.0	±1.1

Range	Anticipated Value (dB)	Measured Value (dB)	Deviated Value (dB)	Acceptance Limits (dB)
130	29.0	28.9	-0.1	±1.1

9. Tone burst response

Time Weighting	Tone burst duration, Tb (ms)	Cycle	Anticipated Value (dB)	Measured Value (dB)	Deviated Value (dB)	Acceptance Limits (dB)
Fast	0.25	1	108.0	107.9	-0.1	1.5 ; -5.0
	2	8	117.0	117.0	0.0	1.0 ; -2.5
	200	800	134.0	134.0	0.0	±1.0
Slow	2	8	108.0	108.0	0.0	1.5 ; -5.0
	200	800	127.6	127.6	0.0	±1.0
SEL	0.25	1	99.0	98.9	-0.1	1.5 ; -5.0
	2	8	108.0	108.0	0.0	1.0 ; -2.5
	200	800	128.0	128.0	0.0	±1.0

T. Petchan

Cert. No. : ACL25094

Job No. : VC68AC0063

Pages : 8 of 8

10. Peak C sound level

Number of cycle in test signal	Anticipated Value (dB)	Measured Value, L _{cpeak} (dB)	Deviated Value (dB)	Acceptance Limits (dB)
Continuous	130.0	130.0	0.0	±3.0
One	133.4	133.4	0.0	±3.0

Number of cycle in test signal	Anticipated Value (dB)	Measured Value (dB)	Deviated Value (dB)	Acceptance Limits (dB)
Continuous	133.0	133.0	0.0	±2.0
Positive half cycle	135.4	135.2	-0.2	±2.0
Negative half cycle	135.4	135.2	-0.2	±2.0

11. Overload indication

Measured value (dB)		Deviated Value (dB)	Acceptance Limits (dB)
Positive one-half cycle	Negative one-half cycle		
89.5	89.6	0.1	±1.5

12. High level stability

Frequency Weighting	SLM Display at initial (dB)	SLM Display at final (dB)	Deviated Value (dB)	Acceptance Limits (dB)
A - weight	137.0	137.0	0.0	±0.3

The reported uncertainty is based on a standard uncertainty multiplied by coverage factor $k = 2$
or any value following calculation, providing a level of confidence of approximately 95 %

End of Calibration Certificate

T. Petch...

Cert. No. : ACL25096

Pages : 1 of 8

Calibration Certificate



Equipment : SOUND LEVEL METER
Manufacturer : RION
Model : NL-42 / Microphone UC-52 / Preamplifier NH-24
Serial No.: 00858526 / 158764 / 58770
ID No.: BKK_FS0116

Condition As Found : GOOD

Customer : ALS LABORATORY GROUP (THAILAND) CO., LTD.
104 PHATTHANAKAN 40, PHATTHANAKAN ROAD,
KHWANG PHATTHANAKAN, KHET SUAN LUANG,
BANGKOK, 10250 THAILAND.

Location : -
Ambient Temperature : (23.0 \pm 3) °C
Pressure : (101.3 \pm 3) kPa
Relative Humidity : (50.0 \pm 20) %

Received Date : 14 JANUARY 2025
Calibration Date : 27-29 JANUARY 2025
Date of Issue : 30 JANUARY 2025

REVIEW BY	
APPROVED BY	
NEXT CAL DATE	27/01/26

Calibrated by :

Nathakorn Pisutpaisan

Approved by :


(Thanakul Petchurai)

This certificate is issued in accordance with the requirements of ISO/IEC 17025 standard, may not be reproduced other than in full, except with the prior written approval of the head of Calibration Laboratory.

Cert. No. : ACL25096
Job No. : VC68AC0063
Pages : 2 of 8

Calibration Procedure : CP-AC-01

Calibration Method :

This equipment was calibrated by follow on IEC-61672-3 (2013) Standard for sound level meter (SLM).

The SLM had tests to Acoustical and Electrical signal tests of frequency weighting with Anechoic chamber and Reference Standard Instruments.

For tests results of each items were made by observation of each Instruments display and also with SLM's display.

Condition of this result of calibration :

1. Reference Standard Instruments :

<u>Instrument</u>	<u>Model</u>	<u>Serial No.</u>	<u>Cert. No.</u>	<u>Due Date</u>
Waveform Generator	33210A	MY48017076	EF-0009-24	05-FEB-25
Waveform Generator	33511B	MY52302742	EF-0007-24	05-FEB-25
Digital Multimeter	33461A	MY53220104	EEL.BP 21/0267	13-FEB-25
Digital Multimeter	33461A	MY53220076	EEL.BP 20/0267	15-FEB-25
Digital Multimeter	34461A	MY60024273	EEL.BP 22/0267	15-FEB-25
Programmable Attenuator	MAT-1070	62100114	EF-0008-24	05-FEB-25
Condenser Microphone	4180	2977900	AA-1001-24	12-FEB-25
Measuring Amplifier	NA-42KAI	34560495	AA-3001-24	05-FEB-25

2. This result of calibration was found accurate as shown on date and place of calibration for this calibrated item only.

3. This certificate is traceable to the international system of unit maintained at :

3.1 National Institute of Metrology (Thailand).

3.2 Thailand Institute of Scientific and Technological Research (TISTR).

Signature

Cert. No. : ACL25096
Job No. : VC68AC0063
Pages : 3 of 8

Summary of Measurement Result :

Parameter	Uncertainty (dB)	Maximum-permitted uncertainty of measurement (dB)
1. Absolute sensitivity	0.2	N/A
2. Self-generated noise	0.2	N/A
3. Acoustical signal tests of frequency weightings		
125 Hz	0.3	0.6
1000 Hz	0.3	0.6
8000 Hz	0.3	0.7
4. Electrical signal tests of frequency weightings		
For 10 Hz to 4 kHz	0.3	0.6
For > 4 kHz to 10 kHz	0.3	0.7
For > 10 kHz to 20 kHz	0.3	1.0
5. Frequency and time weightings at 1 kHz	0.2	0.2
6. Long - term stability	0.1	0.1
7. Level linearity on the reference level range	0.2	0.3
8. Level linearity including the level range control	0.2	0.3
9. Tone burst response	0.2	0.3
10. Peak C sound level	0.2	0.35
11. Overload indication	0.2	0.25
12. High level stability	0.1	0.1

T. Petch.

Cert. No. : ACL25096
Job No. : VC68AC0063
Page : 4 of 8

Result of calibration :

1. Absolute sensitivity

Reference Acoustic Signal (dB)	Measured Value (dB)	Deviation (dB)	Acceptance Limit (dB)
93.9 (93.94)	93.9	0.0	±0.3

2. Self-generated noise

2.1 Normal test

Measured Value (dB)
13.3

2.2 The microphone of the sound level meter was replaced by electrical signal input device.

Frequency Weighting	Weighting (dB)
A - weight	9.9
C - weight	16.0
Flat	21.7

3. Acoustical signal tests of frequency weightings

Meter free-field acoustic response at a level of 84 dB

Frequency (Hz)	Deviation from various frequency weighting response curve (dB)			
	Flat	C-weight	A-weight	Acceptance Limits
125	0.8	0.8	0.8	± 1.5
1000	0.1	0.1	0.1	± 1.0
8000	-2.6	-2.6	-2.6	±5.0

T. P. John.

Cert. No. : ACL25096
Job No. : VC68AC0063
Pages : 5 of 8

4. Electrical signal tests of frequency weightings

Weighting network response with relative to 1 kHz.

Frequency (Hz)	Deviation from various frequency weighting response curve (dB)			
	Flat	C-weight	A-weight	Acceptance Limits
63	-0.1	0.0	0.0	±2.0
125	-0.1	0.0	0.0	±1.5
250	0.0	0.0	0.0	±1.5
500	0.0	0.1	0.0	±1.5
1000	-0.1	0.0	0.0	±1.0
2000	0.0	0.1	0.1	±2.0
4000	0.0	0.1	0.1	±3.0
8000	0.0	0.1	0.1	±5.0

5. Frequency and time weightings at 1 kHz

5.1 Frequency weightings at 1 kHz

Frequency Weighting	Anticipated Value (dB)	Measured Value (dB)	Deviated Value (dB)	Acceptance Limits (dB)
A - weight	94.0	94.0	0.0	± 0.2
C - weight	94.0	94.0	0.0	± 0.2
Flat	94.0	94.0	0.0	± 0.2

5.2 Time weighting at 1 kHz

Frequency Weighting	Anticipated Value (dB)	Measured Value (dB)	Deviated Value (dB)	Acceptance Limits (dB)
Fast	94.0	94.0	0.0	± 0.1
Slow	94.0	94.0	0.0	± 0.1
Lcq	94.0	94.0	0.0	± 0.1

6. Long - term stability

Frequency Weighting	SLM Display at initial (dB)	SLM Display at final (dB)	Deviated Value (dB)	Acceptance Limits (dB)
A - weight	94.0	94.1	0.1	± 0.3

T. Petch

Cert. No. : ACL25096

Job No. : VC68AC0063

Pages : 6 of 8

7. Level linearity on the reference level range

Anticipated Value (dB)	Measured Value (dB)	Deviated Value (dB)	Acceptance Limits (dB)
137.0	137.0	0.0	± 1.1
136.0	136.0	0.0	± 1.1
135.0	135.0	0.0	± 1.1
134.0	134.1	0.1	± 1.1
133.0	133.0	0.0	± 1.1
132.0	132.0	0.0	± 1.1
131.0	131.0	0.0	± 1.1
129.0	129.0	0.0	± 1.1
124.0	124.0	0.0	± 1.1
119.0	119.1	0.1	± 1.1
114.0	114.1	0.1	± 1.1
109.0	109.0	0.0	± 1.1
104.0	104.1	0.1	± 1.1
99.0	99.0	0.0	± 1.1
94.0	94.0	0.0	± 1.1
89.0	89.0	0.0	± 1.1
84.0	84.0	0.0	± 1.1
79.0	79.0	0.0	± 1.1
74.0	74.0	0.0	± 1.1
69.0	69.0	0.0	± 1.1
64.0	64.0	0.0	± 1.1
59.0	59.0	0.0	± 1.1
54.0	54.0	0.0	± 1.1
49.0	49.0	0.0	± 1.1
44.0	44.0	0.0	± 1.1
39.0	39.0	0.0	± 1.1
34.0	34.0	0.0	± 1.1
30.0	30.0	0.0	± 1.1
29.0	28.9	-0.1	± 1.1
28.0	27.9	-0.1	± 1.1
27.0	26.9	-0.1	± 1.1
26.0	25.9	-0.1	± 1.1
25.0	24.9	-0.1	± 1.1

T. Ketcha

Cert. No. : ACL25096
Job No. : VC68AC0063
Pages : 7 of 8

8. Level linearity including the level range control

Range	Anticipated Value (dB)	Measured Value (dB)	Deviated Value (dB)	Acceptance Limits (dB)
130	94.0	94.0	0.0	±1.1

Range	Anticipated Value (dB)	Measured Value (dB)	Deviated Value (dB)	Acceptance Limits (dB)
130	29.0	28.9	-0.1	±1.1

9. Tone burst response

Time Weighting	Tone burst duration, Tb (ms)	Cycle	Anticipated Value (dB)	Measured Value (dB)	Deviated Value (dB)	Acceptance Limits (dB)
Fast	0.25	1	108.0	108.0	0.0	1.5 ; -5.0
	2	8	117.0	117.0	0.0	1.0 ; -2.5
	200	800	134.0	134.1	0.1	±1.0
Slow	2	8	108.0	108.1	0.1	1.5 ; -5.0
	200	800	127.6	127.7	0.1	±1.0
SEL	0.25	1	99.0	98.9	-0.1	1.5 ; -5.0
	2	8	108.0	108.0	0.0	1.0 ; -2.5
	200	800	128.0	128.1	0.1	±1.0

G. Petchu.

Cert. No. : ACL25096

Job No. : VC68AC0063

Pages : 8 of 8

10. Peak C sound level

Number of cycle in test signal	Anticipated Value (dB)	Measured Value, L _{cpeak} (dB)	Deviated Value (dB)	Acceptance Limits (dB)
Continuous	130.0	130.0	0.0	±3.0
One	133.4	133.4	0.0	±3.0

Number of cycle in test signal	Anticipated Value (dB)	Measured Value (dB)	Deviated Value (dB)	Acceptance Limits (dB)
Continuous	133.0	133.0	0.0	±2.0
Positive half cycle	135.4	135.1	-0.3	±2.0
Negative half cycle	135.4	135.1	-0.3	±2.0

11. Overload indication

Measured value (dB)		Deviated Value (dB)	Acceptance Limits (dB)
Positive one-half cycle	Negative one-half cycle		
89.5	89.5	0.0	±1.5

12. High level stability

Frequency Weighting	SLM Display at initial (dB)	SLM Display at final (dB)	Deviated Value (dB)	Acceptance Limits (dB)
A - weight	137.0	137.0	0.0	±0.3

The reported uncertainty is based on a standard uncertainty multiplied by coverage factor $k = 2$
 or any value following calculation, providing a level of confidence of approximately 95 %

End of Calibration Certificate


Cert. No. : ACL24345
Pages : 1 of 8

Calibration Certificate


Equipment : SOUND LEVEL METER
Manufacturer : RION
Model : NL-42 / Microphone UC-52 / Preamplifier NH-24
Serial No.: 00597159 / 180402 / 88172
ID No.: BKK_FS0995


Condition As Found : GOOD

Customer : ALS LABORATORY GROUP (THAILAND) CO., LTD.
104 PHATTHANAKAN 40, PHATTHANAKAN ROAD,
KHWAEANG PHATTHANAKAN, KHET SUAN LUANG,
BANGKOK, 10250 THAILAND.

Location : -
Ambient Temperature : (23.0 ± 3) °C
Pressure : (101.3 ± 3) kPa
Relative Humidity : (50.0 ± 20) %


Received Date : 01 NOVEMBER 2024
Calibration Date : 12 NOVEMBER 2024
Date of Issue : 13 NOVEMBER 2024

REVIEW BY 

APPROVED BY 

NEXT CAL DATE.....12/11/25

Calibrated by : Nathakorn Pisutpaisan

Approved by : 
(Thanakul Petchurai)

This certificate is issued in accordance with the requirements of ISO/IEC 17025 standard, may not be reproduced other than in full, except with the prior written approval of the head of Calibration Laboratory.

SITHIPORN ASSOCIATES CO., LTD.

CALIBRATION LABORATORY

451-451/1 Sirinthorn Road, Bangbumru, Bangplud, Bangkok, 10700 Thailand
Tel. +66 2433 8331 Email : calibration@sithiporn.com

SITHIPORN
associates



Cert. No. : ACL24345

Job No. : VC68AC0027

Pages : 2 of 8

Calibration Procedure : CP-AC-01

Calibration Method :

This equipment was calibrated by follow on IEC-61672-3 (2013) Standard for sound level meter (SLM).

The SLM had tests to Acoustical and Electrical signal tests of frequency weighting with Anechoic chamber and Reference Standard Instruments.

For tests results of each items were made by observation of each Instruments display and also with SLM's display.

Condition of this result of calibration :

1. Reference Standard Instruments :

Instrument	Model	Serial No.	Cert. No.	Due Date
Waveform Generator	33210A	MY48017076	EF-0009-24	05-FEB-25
Waveform Generator	33511B	MY52302742	EF-0007-24	05-FEB-25
Digital Multimeter	33461A	MY53220104	EEL.BP 21/0267	13-FEB-25
Digital Multimeter	33461A	MY53220076	EEL.BP 20/0267	15-FEB-25
Digital Multimeter	34461A	MY60024273	EEL.BP 22/0267	15-FEB-25
Programmable Attenuator	MAT-1070	62100114	EF-0008-24	05-FEB-25
Condenser Microphone	4180	2977900	AA-1001-24	12-FEB-25
Measuring Amplifier	NA-42KAI	34560495	AA-3001-24	05-FEB-25

2. This result of calibration was found accurate as shown on date and place of calibration for this calibrated item only.

3. This certificate is traceable to the international system of unit maintained at :

3.1 National Institute of Metrology (Thailand).

3.2 Thailand Institute of Scientific and Technological Research (TISTR).

T. Petch

SITHIPORN ASSOCIATES CO., LTD.

CALIBRATION LABORATORY

451-451/1 Sirinthorn Road, Bangbumru, Bangplud, Bangkok, 10700 Thailand
Tel. +66 2433 8331 Email : calibration@sithiphorn.com

SITHIPORN
associates



Cert. No. : ACL24345
Job No. : VC68AC0027
Pages : 3 of 8

Summary of Measurement Result :

Parameter	Uncertainty (dB)	Maximum-permitted uncertainty of measurement (dB)
1. Absolute sensitivity	0.2	N/A
2. Self-generated noise	0.2	N/A
3. Acoustical signal tests of frequency weightings		
125 Hz	0.3	0.6
1000 Hz	0.3	0.6
8000 Hz	0.3	0.7
4. Electrical signal tests of frequency weightings		
For 10 Hz to 4 kHz	0.3	0.6
For > 4 kHz to 10 kHz	0.3	0.7
For > 10 kHz to 20 kHz	0.3	1.0
5. Frequency and time weightings at 1 kHz	0.2	0.2
6. Long - term stability	0.1	0.1
7. Level linearity on the reference level range	0.2	0.3
8. Level linearity including the level range control	0.2	0.3
9. Tone burst response	0.2	0.3
10. Peak C sound level	0.2	0.35
11. Overload indication	0.2	0.25
12. High level stability	0.1	0.1

SITHIPORN ASSOCIATES CO., LTD.

CALIBRATION LABORATORY

451-451/1 Sirinthorn Road, Bangbunru, Bangplud, Bangkok, 10700 Thailand
Tel. +66 2433 8331 Email : calibration@sithiporn.com

SITHIPORN
associates



Cert. No. : ACL24345
Job No. : VC68AC0027
Page : 4 of 8

Result of calibration :

1. Absolute sensitivity

Reference Acoustic Signal (dB)	Measured Value (dB)	Deviation (dB)	Acceptance Limit (dB)
93.9 (93.94)	93.9	0.0	±0.3

2. Self-generated noise

2.1 Normal test

Measured Value (dB)
15.7

2.2 The microphone of the sound level meter was replaced by electrical signal input device.

Frequency Weighting	Weighting (dB)
A - weight	14.8
C - weight	20.9
Flat	26.4

3. Acoustical signal tests of frequency weightings

Meter free-field acoustic response at a level of 84 dB

Frequency (Hz)	Deviation from various frequency weighting response curve (dB)			
	Flat	C-weight	A-weight	Acceptance Limits
125	0.2	0.3	0.3	± 1.5
1000	0.1	0.1	0.1	± 1.0
8000	2.4	2.5	2.5	±5.0

T. Petw

Cert. No. : ACL24345
 Job No. : VC68AC0027
 Pages : 5 of 8

4. Electrical signal tests of frequency weightings

Weighting network response with relative to 1 kHz.

Frequency (Hz)	Deviation from various frequency weighting response curve (dB)			
	Flat	C-weight	A-weight	Acceptance Limits
63	-0.1	-0.1	-0.1	±2.0
125	-0.1	0.0	-0.1	±1.5
250	0.0	0.0	-0.1	±1.5
500	0.0	0.0	-0.1	±1.5
1000	0.0	0.0	0.0	±1.0
2000	0.0	0.0	0.0	±2.0
4000	0.0	0.0	0.0	±3.0
8000	0.0	0.0	0.1	±5.0

5. Frequency and time weightings at 1 kHz

5.1 Frequency weightings at 1 kHz

Frequency Weighting	Anticipated Value (dB)	Measured Value (dB)	Deviated Value (dB)	Acceptance Limits (dB)
A - weight	94.0	94.0	0.0	± 0.2
C - weight	94.0	94.0	0.0	± 0.2
Flat	94.0	94.0	0.0	± 0.2

5.2 Time weighting at 1 kHz

Frequency Weighting	Anticipated Value (dB)	Measured Value (dB)	Deviated Value (dB)	Acceptance Limits (dB)
Fast	94.0	94.0	0.0	± 0.1
Slow	94.0	94.0	0.0	± 0.1
Leq	94.0	94.0	0.0	± 0.1

6. Long - term stability

Frequency Weighting	SLM Display at initial (dB)	SLM Display at final (dB)	Deviated Value (dB)	Acceptance Limits (dB)
A - weight	94.0	94.0	0.0	± 0.3

T. Peter

SITHIPORN ASSOCIATES CO., LTD.

CALIBRATION LABORATORY

451-451/1 Sirinthorn Road, Bangbumru, Bangplud, Bangkok, 10700 Thailand
Tel. +66 2433 8331 Email : calibration@sithiporn.com

SITHIPORN
associates



Cert. No. : ACL24345
Job No. : VC68AC0027
Pages : 6 of 8

7. Level linearity on the reference level range

Anticipated Value (dB)	Measured Value (dB)	Deviated Value (dB)	Acceptance Limits (dB)
137.0	137.0	0.0	± 1.1
136.0	136.0	0.0	± 1.1
135.0	135.0	0.0	± 1.1
134.0	134.0	0.0	± 1.1
133.0	132.9	-0.1	± 1.1
132.0	131.9	-0.1	± 1.1
131.0	130.9	-0.1	± 1.1
129.0	129.0	0.0	± 1.1
124.0	124.0	0.0	± 1.1
119.0	119.0	0.0	± 1.1
114.0	114.0	0.0	± 1.1
109.0	109.0	0.0	± 1.1
104.0	104.0	0.0	± 1.1
99.0	99.0	0.0	± 1.1
94.0	94.0	0.0	± 1.1
89.0	89.0	0.0	± 1.1
84.0	84.0	0.0	± 1.1
79.0	79.0	0.0	± 1.1
74.0	74.0	0.0	± 1.1
69.0	69.0	0.0	± 1.1
64.0	64.0	0.0	± 1.1
59.0	59.0	0.0	± 1.1
54.0	54.0	0.0	± 1.1
49.0	49.0	0.0	± 1.1
44.0	44.0	0.0	± 1.1
39.0	39.0	0.0	± 1.1
34.0	34.0	0.0	± 1.1
30.0	30.1	0.1	± 1.1
29.0	29.1	0.1	± 1.1
28.0	28.0	0.0	± 1.1
27.0	27.1	0.1	± 1.1
26.0	26.2	0.2	± 1.1
25.0	25.1	0.1	± 1.1

T. Petcha-

Cert. No. : ACL24345
Job No. : VC68AC0027
Pages : 7 of 8

8. Level linearity including the level range control

Range	Anticipated Value (dB)	Measured Value (dB)	Deviated Value (dB)	Acceptance Limits (dB)
130	94.0	94.0	0.0	±1.1

Range	Anticipated Value (dB)	Measured Value (dB)	Deviated Value (dB)	Acceptance Limits (dB)
130	29.0	29.1	0.1	±1.1

9. Tone burst response

Time Weighting	Tone burst duration, Tb (ms)	Cycle	Anticipated Value (dB)	Measured Value (dB)	Deviated Value (dB)	Acceptance Limits (dB)
Fast	0.25	1	108.0	107.9	-0.1	1.5 ; -5.0
	2	8	117.0	117.0	0.0	1.0 ; -2.5
	200	800	134.0	134.0	0.0	±1.0
Slow	2	8	108.0	108.0	0.0	1.5 ; -5.0
	200	800	127.6	127.6	0.0	±1.0
SEL	0.25	1	99.0	98.9	-0.1	1.5 ; -5.0
	2	8	108.0	108.0	0.0	1.0 ; -2.5
	200	800	128.0	128.0	0.0	±1.0

Y. Keteer

SITHIPORN ASSOCIATES CO., LTD.

CALIBRATION LABORATORY

451-451/1 Sirinthorn Road, Bangbumru, Bangplud, Bangkok, 10700 Thailand
Tel. +66 2433 8331 Email : calibration@sithiporn.com

SITHIPORN
associates



Cert. No. : ACL24345
Job No. : VC68AC0027
Pages : 8 of 8

10. Peak C sound level

Number of cycle in test signal	Anticipated Value (dB)	Measured Value, L _{cpeak} (dB)	Deviated Value (dB)	Acceptance Limits (dB)
Continuous	130.0	130.0	0.0	±3.0
One	133.4	133.4	0.0	±3.0

Number of cycle in test signal	Anticipated Value (dB)	Measured Value (dB)	Deviated Value (dB)	Acceptance Limits (dB)
Continuous	133.0	133.0	0.0	±2.0
Positive half cycle	135.4	135.1	-0.3	±2.0
Negative half cycle	135.4	135.1	-0.3	±2.0

11. Overload indication

Measured value (dB)		Deviated Value (dB)	Acceptance Limits (dB)
Positive one-half cycle	Negative one-half cycle		
89.5	89.5	0.0	±1.5

12. High level stability

Frequency Weighting	SLM Display at initial (dB)	SLM Display at final (dB)	Deviated Value (dB)	Acceptance Limits (dB)
A - weight	137.0	137.0	0.0	±0.3

The reported uncertainty is based on a standard uncertainty multiplied by coverage factor $k = 2$
or any value following calculation, providing a level of confidence of approximately 95 %

End of Calibration Certificate

T. Petchum



TECHNOLOGY PROMOTION ASSOCIATION (THAILAND-JAPAN)
CORPORATE SERVICES 3: EQUIPMENT CALIBRATION AND TESTING SERVICES
534/4 PATTANAKARN ROAD SOI 18, SUANLUANG, SUANLUANG BANGKOK 10250
TEL.0-2717-3000-29 FAX.0-2719-9484



Certificate of Calibration

Cert.No.: 24CH1295

Page.: 1 of 3

Equipment : pH Meter
Manufacturer : Hach
Model : HQ411d
Serial No. : 200100031163
ID No. : BKK_EN0342
Condition As-Received: Used Item
Received Date : 16 October 2024
Calibration Date : 17 October 2024
Reference : 2410-0548DSC-5
Submitted by :

REVIEW BY

Jinda K

APPROVED BY

Siriluk P

NEXT CAL DATE

17/10/25

Ambient Temperature : (25 ± 2.5) °C
Relative Humidity : (50 ± 15) %
Calibration Procedure : In - house method :
- CP-CH5 by direct measurement with
certified reference material (CRM)
- CP-CH8 by comparison with temperature standard

Calibrated by : Warakorn Lerngagrakul

Approved by :

Saithip

Approved Signatory

- () Unnopphol Harachai
() Ponpan Paipim
(✓) Saithip Meangmai

Issue Date : 21 October 2024

The Uncertainties are for a confidence probability of approximately 95%

This certificate may not be reproduced other than in full, except with the prior written
Approval of the head of Corporate Services 3 : Equipment Calibration and Testing Services.



Cert.No.: 24CH1295

Page.: 2 of 3

Condition of this calibration result

1. Reference Standard Instrument

<u>Instrument</u>	<u>Serial No.</u>	<u>ID No.</u>	<u>Cert. No.</u>	<u>Due Date</u>
1)Ref. Standard Thermometer	2188080	130RC044	24I1022	16 Sep 2025

- This Certification is traceable to SI Through Technology Promotion Association (Thailand - Japan)

- 2. Certified Reference Materials** :The measurement results are traceable to SI through Hach Lenge GmbH Ltd.
Deutsche Akkreditierungsstelle, Accredited No.D-RM-15184-01-00
:The measurement results are traceable to SI through CPA chem Ltd.,
ANSI-ASQ National Accreditation Board, Accredited No. AR-1835

<u>Buffer Solution</u>	<u>Manufacturer</u>	<u>Lot No.</u>	<u>Exp. date</u>
pH 4.008	CPA chem	1034203	27 Sep 2026
pH 6.999	Hach Lenge GmbH	C03145	28 Feb 2026
pH 10.010	CPA chem	1034205	27 Sep 2025

- 3.** This certificate is valid only to the item calibrated on date and place of calibration.

Calibration Results

Function : pH Measurement

Performing three buffers standard curve by using buffer nominal pH (4,7,10)

Unit Under Calibration	Standard pH Buffer Solution	Actual pH Reading	Actual mV Reading (mV)	Uncertainty of pH Measurement (±)	Coverage factor <i>k</i>
pH Electrode S/N.: 230473042902	4.008	4.028	174.6	0.0044	2.00
	6.999	7.014	1.4	0.0084	2.05
	10.010	10.018	-172.8	0.0066	2.00

Remark - Can not connect the BNC because the plug does not match with the socket.



Cert.No.: 24CH1295

Page.: 3 of 3

Calibration Results

Function : Temperature Measurement

(*) Without adjustment

This equipment was connected with Temperature Probe;

- Model : PHC281
- Serial No. : 230473042902

Dimension of probe

- Length : 103 mm.
- Diameter : 12 mm.
- Immersion Depth : 90 mm.

Calibration Point (°C)	Standard Temperature (°C)	UUC* Reading (°C)	Error (°C)	Uncertainty of measurement (± °C)	Coverage factor <i>k</i>
25.0	25.002	25.0	-0.002	0.13	2.00

Remark : UUC* = Unit Under Calibration

The reported uncertainty of measurement was based on a standard uncertainty multiplied by a coverage factor *k*, providing a level of confidence of approximately 95 %.

-o0o-



Certificate of Calibration

Cert.No.: 24CG952

Page.: 1 of 2

Equipment :	Burette
Capacity :	50 mL
Serial No. :	-
ID. No. :	BKK_EN0171
Manufacturer :	Witeg
Made in :	Germany
Submitted by :	ALS Laboratory Group (Thailand) Co.,Ltd. 104 Phatthanakan 40, Phatthanakan Rd., Khwaeng Phatthanakan, Khet Suan Luang, Bangkok 10250 Thailand
Ambient Temperature :	(20 ± 2.5) °C
Relative Humidity :	(50 ± 10) %
Barometric Pressure :	760 mmHg
Calibration Procedure :	ASTM E 542 - 01
Calibrated by :	Natcha Chayingcheiw

Approved by :

Approved Signatory

- () Unnophol Harachai
(✓) Srisuda Khamtha
() Sa-ngeunkam Wongsu

Issue Date :

27 February 2024

The Uncertainties are for a confidence probability of approximately 95%

This certificate may not be reproduced other than in full, except with the prior written Approval of the head of Corporate Services 3 : Equipment Calibration and Testing Services.



Equipment : Burette
Received Date : 23 February 2024
Condition As-Received : New Item
Calibration Date : 27 February 2024
Reference : 2402-0757DSC-1

Cert.No.: 24CG952
Page.: 2 of 2

Condition of this result of calibration

1. Reference Standard Instruments :

<u>Instruments</u>	<u>Model</u>	<u>Serial No.</u>	<u>ID. No.</u>	<u>Certificate No.</u>	<u>Traceability</u>	<u>Due date</u>
1) Balance	XP205DR	1126143764	140RC004	23MM538	TPA	15 Sep 2024
2) Thermo-Hygrograph	THDX-CE	00016540	140EC001	23H1275	TPA	09 June 2024
3) Thermometer	-	0834181	140EC005	23I948	TPA	10 Aug 2024

This certification is traceable to SI Unit

2. The certificate is valid only to the item calibrated on date and place of calibration.
3. True value is converted to true volume at the standard temperature of 20 °C

Calibration result :

Nominal capacity (mL)	Reading (mL)	Uncertainty (± mL)	k Factor
50	50.0032	0.010	2.00

Remark mL = cm³

The reported uncertainty of measurement was based on a standard uncertainty multiplied by a coverage factor k , providing a level of confidence of approximately 95 %.

-o0o-



Metrology

SCI ECO Services Company Limited

33/2 Moo 3, T.Banpa, A.Kaengkhoi, Saraburi 18110, Thailand.

Saraburi Tel : +66 3627 3096 Fax : +66 3627 3100

Bangkok Tel : +668 9205 6851 , +669 8247 2360

Website : www.scieco.co.th E-Mail : calibrate@scg.com



Certificate No. T232160

Page 1 of 4

Certificate of Calibration

Equipment : Chamber (Cooling Room)

Manufacturer : KOLDTECH

Model : KM 320

Serial No. : TBN-1012061/05

Customer Code : BKK_EN0167

ID No. : T2463A3

Customer : ALS Laboratory Group (Thailand) Co.,Ltd.

104 Phatthanakan 40, Phatthanakan Rd., Khwaeng Phatthanakan,

Khet Suan Luang, Bangkok 10250

Customer Location : Laboratory

Date of Receipt : 29 November 2023

Calibrated By : Atiphong Rongrat (Technician)

Approved By : Boonchai Suriyawong / Boonchai Suriyawong (Site Calibration Manager)

Date of Issue : 09 JAN 2024

REVIEW BY	<u>Kank Auk</u>
APPROVED BY	<u>Siriluk P.</u>
NEXT CAL. DATE	<u>06/06/25</u>

The uncertainties are for a confidence probability of approximately 95%.

This Certificate is issued in accordance with the conditions of accreditation granted by the Thai Laboratory Accreditation Scheme which has assessed the measurement capability of the laboratory and its traceability to recognized national standards and to the units of measurement realized at the corresponding national standard laboratory. This certificate may not be reproduced other than in full except with the prior written approval of the Metrology.

Certificate No. T232160

Page 2 of 4

Calibration Report

Equipment : Chamber (Cooling Room)
Date of Calibration : 6 December 2023
Environment : Temperature : 23.4-24.9 °C
Line Voltage : 221.4-230.2 V
Relative Humidity : 55 - 65 %RH

Condition of this results of calibration :

1. This equipment was calibrated by insert 16 standard thermocouples type T into its chamber , the other one standard thermocouples type T use for ambient temperature measurement . The calibration was done in according to WI-T20 (based on ASTM E145-94 (Reapproved 2001) and AS2853-1986).
All data show below were final values and the initial data from customer request . The temperature scale used was based on ITS - 90 .

2. Reference Standard Instrument :

Instrument	Model	Instrument No.	Certificate No.	Due Date
TC	TYPE T	TN161-TN170	T230773	10 April 2024
TC	TYPE T	TN171-TN180	T230773	10 April 2024
DATA LOGGER	34970A	T149	T230773	10 April 2024

3. This certificate is traceable to :

National Institute of Metrology (Thailand) through Metrological Center (NSC-TISI-TIS 17025 CALIBRATION 0244.)

4. Condition of calibrated item : good

Equipment Description :

Time Constant 1 Hour 30 Minute At 3 °C
Fresh Air Damper ☐ Open ☐ Min ☐ Medium ☐ Max
☐ Close
☒ Not Available

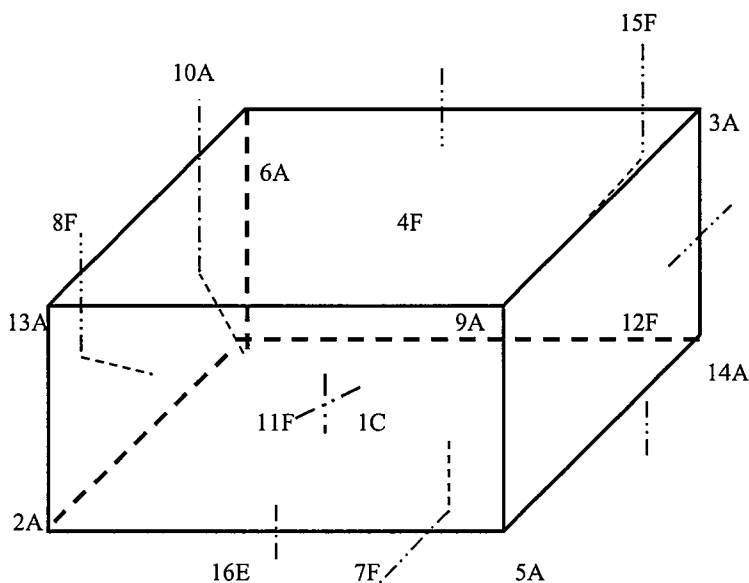
5. Adjustment :

(X) without adjustment

() after adjustment

Approved By. 

Calibration Report



C = Centre , F = Centre of Face , A = Corner , E = Centre of Edge

1C	=	TN161
2A	=	TN162
3A	=	TN163
4F	=	TN164
5A	=	TN165
6A	=	TN166
7F	=	TN167
8F	=	TN168
9A	=	TN169
10A	=	TN170
11F	=	TN171

12F	=	TN172
13A	=	TN173
14A	=	TN174
15F	=	TN175
16E	=	TN176

Approved By. 

Certificate No. T232160

Page 4 of 4

Calibration Report

Measurement Results

Calibration Point	Average Standard Reading at each position (°C)											
	TN161	TN162	TN163	TN164	TN165	TN166	TN167	TN168	TN169	TN170	TN171	TN172
3.0	2.83	3.34	2.95	3.46	3.45	3.76	3.25	3.46	3.39	3.50	3.58	3.42
	TN173	TN174	TN175	TN176								
	3.33	3.39	3.15	3.43								

Chamber (Cooling Room)			Temperature Distribution				
Setting (°C)	Reading (°C)		Average (°C)	Stability (± °C)	Uniformity (°C)	Uncertainty (± °C)	Coverage Factor <i>k</i>
	Min , Max	Average					
3.0	2.8 , 4.1	3.5	3.36	1.10	2.00	1.90	2.09

The calibration result apply only the above calibrated item.

The result of test was found accurate as shown on date and place of test only.

The reported expanded uncertainty is based on a standard uncertainty multiplied by a coverage factor *k* which for a t-distribution, providing a level of confidence of approximately 95 % .

Approved By. 



REVIEW BY	Autcharawan S.
APPROVED BY	Tanyatorn M.
NEXT CAL. DATE	12 Jul 2025 12 Jun 2025 Dmmr

Certificate of Calibration

ICS-2100: Anion (ID#659)

This certificate is to verify that instrument below are calibrated

by Archemica Lab Co., Ltd.

ICS-2100 S/N: 15010977

AS-HV S/N: 5450A36659

For

ALS Laboratory Group (Thailand) Co., Ltd.



Operator Signature: Nutdanai

Date: Jan 12, 2024

(Mr. Nutdanai Laekhwan)

Application Chemist

Sartorius (Thailand) Co., Ltd.

129 Rama 9 Road, Huaykwang, Huaykwang, Bangkok 10310

Tel: +66 2643 8361-6 , e-mail: service.thailand@sartorius.com



NSC-TIS-TIS 17025

CALIBRATION 0426

SARTORIUS

REVIEW BY

Jinda K

APPROVED BY

Siriluk P

NEXT CAL DATE

02/08/25

Certificate

of Calibration

Model Number : MSE224S-100-DU

Description : Analytical Balance

Serial Number : 0027405555

ID No. : BKK_EN0003

Manufacturer : Sartorius

Certificate No. : 24BCI0270

Issued Date : Monday, August 05, 2024

Reference No. : 240942

Page No. : 1 of 2

Customer Name : ALS Laboratory Group (Thailand)Co., Ltd.

104 Phatthanakan 40, Phatthanakan Rd., Khwaeng Suan Luang, Khet Suan Luang, Bangkok 10250.

Calibrated Place : Lab Room

Calibrated By : Mr.Chonchai Inthana

Calibration Date : Friday, August 02, 2024

Calibration

Procedure No. : This calibration was conducted by

Using in-house calibration procedure number (WI-003)

Based on UKAS LAB 14 : 2019

Metrological data :

Capacity : 220 g Readability : 0.0001 g

Ambients Conditions:

Temperature : 23.0 °C ± 5.0 °C

Humidity : 55.0 % RH ± 10.0 % RH

Pressure : ±

Reasons for calibration☐ New Installation ☐ Service / Repaired ☒ Re-calibration/ Maintenance**Equipment Condition:** ☒ Good Operate ☐ Fair**Measurement Method****UKAS Publication Ref :Lab 14**

The measurement uncertainty stated is the expended uncertainty which is obtained from the standard uncertainty multiplied by the coverage factor ($k=2$) to provide a level of confidence of approximately 95%. It is determined in accordance with the Guide to Expression of Uncertainty in Measurement (GUM). The calibration certificate documents the traceability to National Standards, which realise the unit of measurement according to the International Standard System of Units (SI). Report of Tolerance came from list of Sartorius Metrological Specifications.

Traceability:

Model Number	Description	Traceability	Certificate No.	Due Date
YCS011-522-00	Sartorius weight set 1mg - 5000g E2,YCS011-522-00	TCS	M23081975	23-Aug-2025
Testo 174 H	Thermo-Hygrometer , Testo 174H	ENTECH	H/T 661303,H661140	12-Nov-2024

This certificate relate and apply this equipment only.

This certificate may not be reproduced other than in full except with the prior written approval of the Verification Operation Division Sartorius (Thailand) Co., Ltd.

Mr.chonchai Inthana(Technical Manager)

S
T
A
M
P

Sartorius (Thailand) Co., Ltd.

129 Rama 9 Road, Huaykwang, Huaykwang, Bangkok 10310

Tel: +66 2643 8361-6 Fax: +66 2643-8367, e-mail: service.thailand@sartorius.com

SARTORIUS

Certificate of Calibration

Model Number : MSE224S-100-DU

Description : Analytical Balance

Serial Number : 0027405555

ID No. : BKK_EN0003

Manufacturer : Sartorius


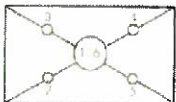
Certificate No. : 24BCI0270

Issued Date : Monday, August 05, 2024

Reference No. : 240942

Page No. : 2 of 2

Calibration Results : Without Adjustment

Repeatability			Eccentricity (Off-center loading error)																
<i>The reproducibility is the ability of a weighing instrument to display nearly identical readouts under constant test conditions when the same load within a measurement series is placed repeatedly on the weighing pan in the same manner. The standard deviation is used to express reproducibility quantitatively.</i>			<i>The off-center loading error is yielded by the difference between the readout of the load, i.e. 1/3 or 1/4 of maximum capacity, placed in the middle of the weighing pan and between each of four additional measurement points (positions defined according to OIML R76).</i>																
Nominal Value : (Low Load)	20.0000	200.0000	Nominal value :	100	g														
20 g	20.0000	199.9999	Tolerance	0.0004	g														
Tolerance	20.0001	200.0000			<table border="1"><thead><tr><th colspan="2">Difference</th></tr></thead><tbody><tr><td>1</td><td>-</td></tr><tr><td>2</td><td>0.0000</td></tr><tr><td>3</td><td>0.0000</td></tr><tr><td>4</td><td>0.0000</td></tr><tr><td>5</td><td>0.0001</td></tr><tr><td>6</td><td>-</td></tr></tbody></table>	Difference		1	-	2	0.0000	3	0.0000	4	0.0000	5	0.0001	6	-
Difference																			
1	-																		
2	0.0000																		
3	0.0000																		
4	0.0000																		
5	0.0001																		
6	-																		
0.0001 g	20.0000	200.0000																	
Nominal Value : (High Load)	20.0000	200.0000																	
200 g	20.0001	200.0001																	
Tolerance	20.0000	200.0000																	
0.0001 g	20.0000	199.9999																	
	20.0000	200.0000																	
Standard Deviation	0.00004	0.00006																	

Linearity				
<i>The linearity, also called linearity error. Describes the deviation of the characteristic curve of a weighing instrument from the linear slope.</i>				
Tolerance 0.0002 g				
Nominal Value	Conventional Mass Value	Displayed Value	Deviation	Uncertainty
(g)	(g)	(g)	(g)	(g)
0.01	0.0100	0.0100	0.0000	0.00015
0.1	0.1000	0.1000	0.0000	0.00015
1	1.0000	1.0000	0.0000	0.00015
2	2.0000	2.0000	0.0000	0.00015
5	5.0000	5.0000	0.0000	0.00015
10	10.0000	10.0000	0.0000	0.00015
20	20.0000	20.0000	0.0000	0.00015
50	50.0000	50.0001	0.0001	0.00016
100	100.0000	100.0001	0.0001	0.00019
200	200.0000	200.0000	0.0000	0.00029

End of Report.



Metrology

SCI ECO Services Company Limited

33/2 Moo 3, T.Banpa, A.Kaengkhoi, Saraburi 18110, Thailand.

Saraburi Tel : +66 3627 3096 Fax : +66 3627 3100

Bangkok Tel : +668 9205 6851 , +669 8247 2360
Website : www.scieco.co.th E-Mail : calibrate@scg.com



Certificate No. T240904

Page 1 of 3

Certificate of Calibration

Equipment : Chamber (Oven)

Manufacturer : Memmert

Model : UF 450

Serial No. : B717.0531

Customer Code : BKK_EN0273

ID No. : T8042A4

Customer : ALS Laboratory Group (Thailand) Co.,Ltd.

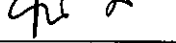
104 Phatthanakan 40, Phatthanakan Rd., Khwaeng Phatthanakan,

Khet Suan Luang, Bangkok 10250

Customer Location : Laboratory (Oven Room)

Date of Receipt : 08 May 2024

Calibrated By : Preecha Phisassutthikul (Temperature Calibration Manager)

Approved By :  / Nuafun Sungchum (Metrology Manager)

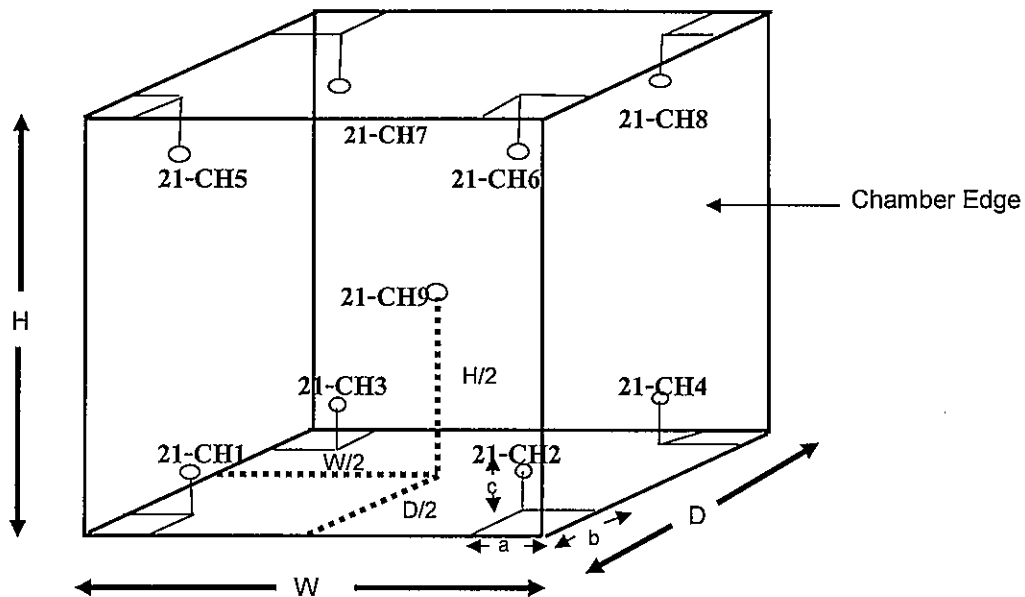
Date of Issue : 23 MAY 2024

REVIEW BY	<i>finda k</i>
APPROVED BY	<i>Siriluk P.</i>
NEXT CAL. DATE	14/11/25

The uncertainties are for a confidence probability of approximately 95%.

This Certificate is issued in accordance with the conditions of accreditation granted by the Thai Laboratory Accreditation Scheme which has assessed the measurement capability of the laboratory and its traceability to recognized national standards and to the units of measurement realized at the corresponding national standard laboratory. This certificate may not be reproduced other than in full except with the prior written approval of the Metrology.

Calibration Report



Remark :

Internal Dimensions of Chamber : W (Width) = 104 cm. , H(Height)=72 cm. and D(Depth)=60 cm.
 Size of Installed Standard sensor number 21-CH1 to number 21-CH8 : a = 5 cm. , b = 5 cm. and c = 5 cm.
 Size of Installed Standard sensor number 21-CH9 : W/2=104 cm./2 , H/2=72 cm./2 and D/2=60 cm./2

Measurement Results

Calibration Point	Average Standard Reading at each position (°C)								
	21-CH1	21-CH2	21-CH3	21-CH4	21-CH5	21-CH6	21-CH7	21-CH8	21-CH9
104	103.4	105.0	103.7	103.6	103.3	104.6	103.3	104.0	103.9
180	179.5	181.1	179.2	179.5	179.0	181.3	179.8	179.9	180.2

Chamber (Oven)			Temperature Distribution				
Setting (°C)	Reading (°C)		Average (°C)	Stability (± °C)	Uniformity (°C)	Uncertainty (± °C)	Coverage Factor <i>k</i>
	Min , Max	Average					
104.0	103.9 , 104	104.0	103.85	0.14	1.27	0.44	2.00
180.0	179.9 , 180.1	180.0	179.94	0.39	2.29	0.76	2.00

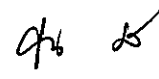
* The quoted uncertainty exclude "uniformity"

The calibration result apply only the above calibrated item.

The result of test was found accurate as shown on date and place of test only.

The reported expanded uncertainty is based on a standard uncertainty multiplied by a coverage factor *k* which for a t-distribution, providing a level of confidence of approximately 95 % .

End of Certificate

Approved By. 


Agilent Technologies

Agilent Technologies (Thailand) Limited
U CHU LIANG BLDG. 22/F UNIT A,D
968 RAMA 4 ROAD, SILOM, BANGRAK
Bangkok 10500 Thailand

Tel. +662 637 6363
Fax: +662 632 4334
Email: ccc-smt@agilent.com
Website: www.agilent.com/chem

Customer Contact:

ALS Laboratory Group (Thailand) Co
Ltd
Head Office
104 Phatthanakan 40 Phatthanakan Rd
Khwaeng Phatthanakan Khet Suan
TAX ID : 0105540004859
Chanattagarn.lmchom@alsglobal.com
27603068

Invoice To:

ALS Laboratory Group (Thailand) Co
Ltd
Head Office
104 Phatthanakan 40 Phatthanakan Rd
Khwaeng Phatthanakan Khet Suan

Delivery Site:

ALS Laboratory Group (Thailand) Co
Ltd
Head Office
104 Phatthanakan 40 Phatthanakan Rd
Khwaeng Phatthanakan Khet Suan

Location:

Room
Bldg
Lab
Dept

SERVICE REPORT

Customer Purchase Order Number:	Customer Number: 70371013
Service Request:	Service Request Date:
Service Order: 6006041263	Service Confirmation: 6905338201

REVIEW BY	Supakwan N.
APPROVED BY	Savitri N.
NEXT CAL. DATE	13/06/2025

Direct Inquiries to:

Contact Name: Customer Contact Center
Contact E-mail: ccc-smt@agilent.com
Contact Telephone: +662 637 6363
Contact Fax: +662 632 4334

products | applications | software | services

Learn more about Agilent's Special Offers, Products, Services and our full range of laboratory productivity solutions optimized for your applications and workflows. Visit us at www.agilent.com/chem

Agilent Technologies (Thailand) Limited. Head Office
U Chu Liang Bldg. 22/F Unit A,D
968 Rama 4 Road, Silom, Bangrak,
Bangkok 10500 Thailand
Tax ID : 0105542068218

Citibank N.A. Bangkok Branch
399 Interchange 21 Building, Sukhumvit Road, Klongtoey Nau
Sub-district, Wattana District, Bangkok 10110 Thailand
Acc. No: 012-4452-007 ,
THB:Krung Thai Bank PCL
Siam Square Br.,416/1-2 Rama I Rd.,Pathumwan, BKK 10330
Thailand

ORIGINAL

Service Confirmation Number: 6905338201

Service Confirmation Date: 12.12.2023

Service Instrument:

Model Number	Model Description	Serial Number	System Handle	Parent Asset
SYS-IM-7700-E	ICPMS 7700 System Enhanced		ICP MS 7700 (HPLC)	
G1316A	1260 Thermostatted Column Compartment	DEACN12300	ICP MS 7700 (HPLC)	SYS-IM-7700-E
G1329B	1260 Standard Autosampler	DEAAC11098	ICP MS 7700 (HPLC)	SYS-IM-7700-E
G1311B	1260 Quaternary Pump	DEAB704380	ICP MS 7700 (HPLC)	SYS-IM-7700-E
G3281A	Agilent 7700x ICP-MS	JP12091612	ICP MS 7700 (HPLC)	SYS-IM-7700-E

Service Items:



Item	Service/Part #	Description	Qty	Entitlement	Service Start	Service End
1000	EOQ	Enterprise Operational Qualification	1.00	Agreement Entitlement - 100 % covered	12.12.2023	12.12.2023
1010	5185-5850	ICP-MS Checkout Solutions	1.00	Agreement Entitlement - 100 % covered		

Additional Information:

Service Confirmation Number: 6905338201

Service Confirmation Date: 12.12.2023

Service Information:

Problem Description: WU-OQ-IM/HPLC-7700-5001143313		
Service Provided: Perform OQ Hardware control test CSD logon, Autosample , ISIS , Auto tune , BG and Stability. After done the instrument BKK_EL0026 calibrated pass all.		
Service Overview Code: Reason Code: Scheduled Service Diagnosis Code: Scheduled Service Resolution Code: Scheduled Service		
Reported Hours: 6.0	Travel Hours: 1.0	
Customer Field Service Representative Name: Panthep Kurasathain	Customer Field Service Representative Signature: 	Date: 12 Dec 2023
Customer Name: Supakwan Mak	Customer Signature: 	Date: 12 Dec 2023
Additional Comments:		



Metrological Center

SCI ECO Services Company Limited

33/2 Moo 3, T.Banpa, A.Kaengkhoi, Saraburi 18110

Telephone : +66 2 586 5792-4 Fax : +66 2 586 5109

Website : www.scieco.co.th

E-Mail : calibrate@scg.co.th

Certificate No. T250355

Page 1 of 6

Certificate of Calibration

Equipment : HEATING BLOCK

Manufacturer : Environmental Express

Model : SC 196

Serial No. : 6974CECW3285

Customer Code : BKK_EL0054


ID No. : T5306A3

Customer : ALS Laboratory Group (Thailand) Co.,Ltd.
104 Phatthanakan 40, Phatthanakan Rd.,
Khwaeng Phatthanakan, Khet Suan Luang, Bangkok 10250

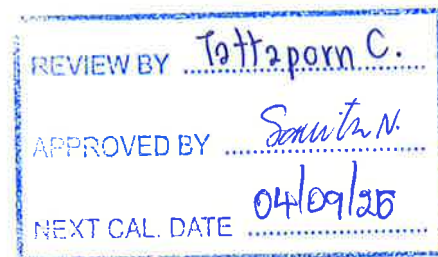
Customer Location : Acid Digestion Lab

Date of Receipt : 26 February 2025

Calibrated By : Atiphong Rongrat (Technician)

Approved By :  / Boonchai Suriyawong (Site Calibration Manager)

Date of Issue : 17 MAR 2025



The uncertainties are for a confidence probability of approximately 95%.

This Certificate is issued in accordance with the conditions of accreditation granted by the Thai Laboratory Accreditation Scheme which has assessed the measurement capability of the laboratory and its traceability to recognized national standards and to the units of measurement realized at the corresponding national standard laboratory. This certificate may not be reproduced other than in full except with the prior written approval of the Metrological Center.



Metrological Center

SCI ECO Services Company Limited

33/2 Moo 3, T.Banpa, A.Kaengkhoi, Saraburi 18110

Telephone : +66 2 586 5792-4 Fax : +66 2 586 5109

Website : www.scieco.co.th

E-Mail : calibrate@scg.co.th

Certificate No. T250355

Page 2 of 6

Calibration Report

Equipment : HEATING BLOCK
Date of Calibration : 4 March 2025
Environment : Temperature : 24.4-24.9 °C
Line Voltage : 221.6-226.3 V
Relative Humidity : 55 - 65 %RH

Condition of this results of calibration :

1. This equipment was calibrated by insert nine standard thermocouples type T into its chamber , the other one standard thermocouples type T use for ambient temperature measurement . The calibration was done in according to WI-T20.

All data show below were final values and the initial data from customer request . The temperature scale used was based on ITS - 90 .

2. Reference Standard Instrument :

Instrument	Model	Instrument No.	Certificate No.	Due Date
TC	TYPE T	TN221-TN230	T240712	19 April 2025
TC	TYPE T	TN231-TN240	T240712	19 April 2025
TC	TYPE T	TN241-TN250	T240401	16 March 2025
TC	TYPE T	TN251-TN260	T240401	16 March 2025
DATA LOGGER	34970A	T193	T240401	16 March 2025

3. This certificate is traceable to :

National Institute of Metrology (Thailand) through Metrological Center (NSC-TISI-TIS 17025 CALIBRATION 0244.)

4. Condition of calibrated item : good

Equipment Description :

Time Constant 2 Hour 40 Minute At 95 °C

Fresh Air Damper ☐ Open ☐ Min ☐ Medium ☐ Max

☐ Close

☒ Not Available

5. Adjustment :

() without adjustment

(X) after adjustment

Approved By.



Metrological Center

SCI ECO Services Company Limited

33/2 Moo 3, T.Banpa, A.Kaengkhoi, Saraburi 18110

Telephone : +66 2 586 5792-4 Fax : +66 2 586 5109


Website : www.scieco.co.th

E-Mail : calibrate@scg.co.th

Certificate No. T250355

Page 3 of 6

Calibration Report



FRONT CONTROL

Approved By. Don Lai

Calibration Report

Measurement Results

Calibration Point		Average Standard Reading at each position (°C)					
R1 Hole1-Hole6		TN221	TN222	TN223	TN224	TN225	TN226
CAL POINT	Max	94.85	95.37	95.03	95.25	95.52	94.75
95	Min	94.17	94.66	94.38	94.63	94.87	94.12
	Average	94.51	95.02	94.70	94.94	95.20	94.43
R2 Hole7-Hole12		TN227	TN228	TN229	TN230	TN231	TN232
	Max	94.71	94.56	94.79	95.32	95.44	95.06
	Min	94.05	93.88	94.10	94.65	94.90	94.65
	Average	94.38	94.22	94.44	94.99	95.17	94.85
R3 Hole13-Hole18		TN233	TN234	TN235	TN236	TN237	TN238
	Max	95.26	95.43	95.40	95.71	95.41	95.06
	Min	94.54	94.64	94.71	95.10	94.86	94.42
	Average	94.90	95.03	95.06	95.41	95.13	94.74
R4 Hole19-Hole24		TN239	TN240	TN241	TN242	TN243	TN244
	Max	95.13	95.06	95.68	96.16	95.35	95.80
	Min	94.39	94.43	94.86	95.51	94.88	95.12
	Average	94.76	94.75	95.27	95.83	95.12	95.46
R5 Hole25-Hole30		TN245	TN246	TN247	TN248	TN249	TN250
	Max	94.95	95.81	95.39	95.82	95.66	95.66
	Min	94.47	95.03	94.67	94.99	94.84	94.87
	Average	94.71	95.42	95.03	95.41	95.25	95.27
R6 Hole31-Hole36		TN251	TN252	TN253	TN254	TN255	TN256
	Max	96.07	95.34	96.28	95.39	94.95	95.12
	Min	95.28	94.55	95.51	94.62	94.13	94.35
	Average	95.67	94.95	95.90	95.00	94.54	94.73
R7 Hole37-Hole42		TN257	TN258	TN259	TN260	TN241	TN242
	Max	95.15	95.63	96.11	95.09	95.34	95.51
	Min	94.38	94.88	95.32	94.28	94.54	94.72
	Average	94.76	95.25	95.71	94.69	94.94	95.11
R8 Hole43-Hole48		TN243	TN244	TN245	TN246	TN247	TN248
	Max	95.84	95.87	95.44	95.72	95.65	95.75
	Min	95.06	95.10	94.60	94.95	94.87	94.98
	Average	95.45	95.48	95.02	95.34	95.26	95.36

Approved By.



Calibration Report

Measurement Results

Calibration Point		Average Standard Reading at each position (°C)					
R1 Hole1-Hole6		TN221	TN222	TN223	TN224	TN225	TN226
CAL POINT	Max	104.48	104.40	104.60	105.27	105.24	105.19
105	Min	104.15	104.02	104.25	104.94	104.91	104.93
	Average	104.32	104.21	104.42	105.10	105.08	105.06
R2 Hole7-Hole12		TN227	TN228	TN229	TN230	TN231	TN232
	Max	105.20	105.45	105.58	105.96	105.81	106.03
	Min	104.92	105.14	105.29	105.64	105.53	105.79
	Average	105.06	105.29	105.43	105.80	105.67	105.91
R3 Hole13-Hole18		TN233	TN234	TN235	TN236	TN237	TN238
	Max	106.09	106.14	105.83	106.25	105.97	105.88
	Min	105.80	105.89	105.57	106.00	105.69	105.65
	Average	105.94	106.01	105.70	106.13	105.83	105.77
R4 Hole19-Hole24		TN239	TN240	TN241	TN242	TN243	TN244
	Max	105.87	105.75	105.30	105.07	105.22	105.66
	Min	105.62	105.52	105.13	104.90	105.05	105.49
	Average	105.74	105.63	105.21	104.98	105.14	105.57
R5 Hole25-Hole30		TN245	TN246	TN247	TN248	TN249	TN250
	Max	105.62	105.54	105.52	105.75	105.97	105.69
	Min	105.45	105.35	105.31	105.57	105.81	105.49
	Average	105.53	105.44	105.41	105.66	105.89	105.59
R6 Hole31-Hole36		TN251	TN252	TN253	TN254	TN255	TN256
	Max	106.19	106.34	106.47	105.96	105.76	105.35
	Min	106.02	106.16	106.31	105.77	105.58	105.18
	Average	106.10	106.25	106.39	105.87	105.67	105.27
R7 Hole37-Hole42		TN257	TN258	TN259	TN260	TN241	TN242
	Max	106.21	105.59	105.45	105.36	106.08	106.09
	Min	106.04	105.42	105.28	105.20	105.90	105.92
	Average	106.12	105.51	105.37	105.28	105.99	106.00
R8 Hole43-Hole48		TN243	TN244	TN245	TN246	TN247	TN248
	Max	106.54	106.33	105.78	105.38	105.42	105.69
	Min	106.38	106.16	105.60	105.20	105.25	105.52
	Average	106.46	106.25	105.69	105.29	105.33	105.61

Approved By. _____





Metrological Center

SCI ECO Services Company Limited

33/2 Moo 3, T.Banpa, A.Kaengkhoi, Saraburi 18110

Telephone : +66 2 586 5792-4 Fax : +66 2 586 5109

Website : www.scieco.co.th E-Mail : calibrate@scg.co.th

Certificate No. T250355

Page 6 of 6

Calibration Report

Measurement Results:

HEATING BLOCK			Temperature Distribution	
Setting (°C)	Reading (°C)		Stability (\pm °C)	Uncertainty (\pm °C)
	Min , Max	Average		
102.0	-	102.0	0.43	0.83
107.0	-	107.0	0.20	0.70

* The quoted uncertainty exclude " uniformity "

The calibration result apply only the above calibrated item.

The result of test was found accurate as shown on date and place of test only.

The reported expanded uncertainty is based on a standard uncertainty multiplied by a coverage factor k which for a t-distribution, providing a level of confidence of approximately 95 % .

Approved By. _____